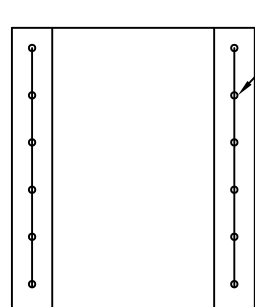

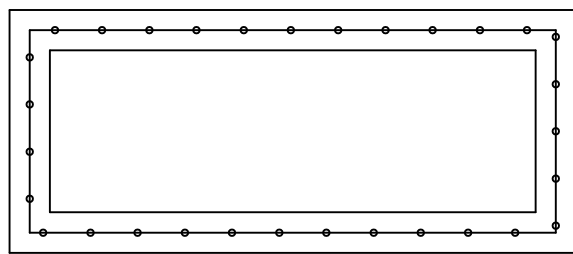


BASE SLAB REINFORCEMENT
TWO LAYERS OF REINFORCEMENT A.S.T.M.
A615 0.20 IN²/FT. EACH WAY; EACH LAYER



VERTICAL WALL REINFORCEMENT;
REINFORCEMENT A.S.T.M.
A615 0.12 IN²/FT EACH WAY

VARIES
6" TO 48"

SPECIFICATIONS

MATERIAL AND CONSTRUCTION SHALL COMPLY WITH PENN D.O.T. PUB. 408
CLASS AA CONCRETE 4000 P.S.I. @ 28 DAYS
REINFORCEMENT ~ A.S.T.M. A615 GRADE 60, MIN. 1 1/2" COVER.
LOCATION OF PIPE OPENING AS REQUIRED.
BOXES AND RISER FABRICATED IN 6" INCREMENTS

**Continental
Concrete
Products, Inc.**
1 South Grosstown Rd.
Pottstown, PA 19464
Phone: (610) 327-3700
Fax: (610) 327-9488

24" X 72" PRECAST INLET BOX & RISER

DATE: 6-00	SIGNATURE OF APPROVAL	DWG NO. CTLST0021	NAME: BTH
---------------	-----------------------	----------------------	--------------